

# **USER MANUAL FOR ONLINE REGISTRATION**

# 1. HOW TO GET THE REGISTRATION PAGE

ANNOUNCEMENT: ISRT National Executive meeting and Regional CME-2015 of ISRT Telangana & Andhra Pradesh chapter at Hyderabad on 11-12 April 2015.

**ISRT**  
Your friend & your guide  
in Radiography Career.

THE INDIAN SOCIETY OF RADIOGRAPHERS  
AND TECHNOLOGISTS

f t+ B YouTube

**ONLINE REGISTRATION**  
Click here to register

HOME ABOUT US GALLERY NEWS EVENT CALENDAR ACTIVITIES REGISTRATION CONTACT

### Register



Your Name: \*  Mr

Username: \*

Email: \*

Password: \*

Retype Password: \*

Captcha     [Privacy & Terms](#)

Home About Us Gallery News Archive Activities Registration Contact

© 2014 Indian Society of Radiographers & Technologists. All Rights Reserved

FIG(1a)

Fill all fields with valid data and click on the Register button, you should get a verification mail after successful registration. Click the link provided in the email for complete the verification.

ANNOUNCEMENT: ISRT National Executive meeting and Regional CME-2015 of ISRT Telangana & Andhra Pradesh chapter at Hyderabad on 11-12 April 2015.


**ISRT**  
Your friend & your guide  
in Radiography Career.

THE INDIAN SOCIETY OF RADIOGRAPHERS  
AND TECHNOLOGISTS

f t+ B YouTube

**ONLINE REGISTRATION**  
Click here to register

HOME ABOUT US GALLERY NEWS EVENT CALENDAR ACTIVITIES REGISTRATION CONTACT



**Member Login**

Name  Password

**Online Verification**

Reg Number

Eg.-LM-MI 6121/2015

News Notice Publications

FIG 1(b)

Enter the user name and passwords in the corresponding fields and click on the login button to login to your profile.

The screenshot shows the ISRT website interface. At the top left is the ISRT logo with the tagline "Your friend & your guide in Radiography Career...". To its right is the text "THE INDIAN SOCIETY OF RADIOGRAPHERS AND TECHNOLOGISTS". Further right is a user profile box for "Krishna" with "Settings" and "Logout" options. Social media icons for Facebook, Twitter, and YouTube are also present. A green banner on the right says "ONLINE REGISTRATION Click here to register". Below this is a navigation menu with links: HOME, ABOUT US, GALLERY, NEWS, EVENT CALENDAR, ACTIVITIES, REGISTRATION, and CONTACT. The main content area is titled "Profile Details" and features a profile card for "krishna kripa" with an email address "g6532242@trbvm.com" and a red "PROFILE NOT COMPLETED" badge. Below the profile card are four sections: "Basic Details", "Current Employment Details", "Qualification Details", and "Experience Details", each with a placeholder "Data not added yet." and an "Add" button.

FIG 1(c)

Fig 1(c) shows the profile page of the member

ANNOUNCEMENT: ISRT National Executive meeting and\_

**ISRT**  
Your friend & your guide  
In Radiography Career

THE INDIAN SOCIETY OF RADIOGRAPHERS  
AND TECHNOLOGISTS


Logout **Krishna**  
Settings

Facebook Twitter Email YouTube

**ONLINE REGISTRATION**  
Click here to register

HOME ABOUT US GALLERY NEWS EVENT CALENDAR ACTIVITIES REGISTRATION CONTACT

**Profile Details**

 **krishna kripa** PROFILE NOT COMPLETED  
Email: g6532242@trbvm.com  
Reg No.: 12345675  
[Add Photo](#)

**Basic Details**  
Data not added yet. [Add](#)


**Current Employment Details**  
Data not added yet. [Add](#)

**Qualification Details**  
Data not added yet. [Add](#)

**Experience Details**  
No experience details are added. [Add](#)

Home About Us Gallery News Archive Activities Registration Contact

© 2014 Indian Society of Radiographers & Technologists. All Rights Reserved



**Fig 1 (d)**

**In the profile page, the member can add the details such as Basic Details, Current Employment Details, Qualification Details, and Experience Details etc by clicking the Add button corresponding to each field.**

**Basic Details** ✕

Date Of Birth \*

Gender \*  Male  Female

Father/Husband Name \*

Permanent Address \*

Address to which ISRT Certificate / Correspondence are to be sent\*

Same as above

Pincode \*

Residential Phone \*

Mobile \*

State \*  ▼

District \*  ▼

City \*

**FIG 1(e)**

**(\*) indicates mandatory ,You have to fill all the mandatory fields before going to save the details**



Krishna  
Settings  
Logout



ONLINE REGISTRATION  
Click here to register

- HOME
- ABOUT US
- GALLERY
- NEWS
- EVENT CALENDAR
- ACTIVITIES
- REGISTRATION
- CONTACT

### Profile Details

 **krishna kripa** PROFILE NOT COMPLETED  
Email: g6532242@rbvm.com  
Reg No.  
[Add Photo](#)

#### Basic Details

Data not added yet. [Add](#)

#### Current Employment Details

Data not added yet. [Add](#)

FIG 1(f)

To make your profile complete, You have to upload your photo and it should be a passport size photo with specified size

Course Name	test
Trained In	Diagnostic Radiology
Course Type	Degree
Course Duration	From: 07 Jul 2015 To: 15 Jul 2015
Month and year of passing	Apr 1980
Institution Name	test
Institution Address	test
Training Recognized by	State Govt.
Plus 2 Certificate	<a href="#">24-05-2015 System update bugs.docx</a>
radiology	<a href="#">A1.jpg</a>

#### Experience Details

No experience details are added. [Add](#)

[Add Payment](#)



FIG 1(g)

To complete the payment, you have to enter the payment details by clicking the payment button



Member Login

- Benevolent fund
- Continuing Medical Education Programmes
- Academic Clubs

Payment Details

Payment\* --Select--

Number\*

Amount\*

Date\*

Bank Name\*

Branch Name & Address\*

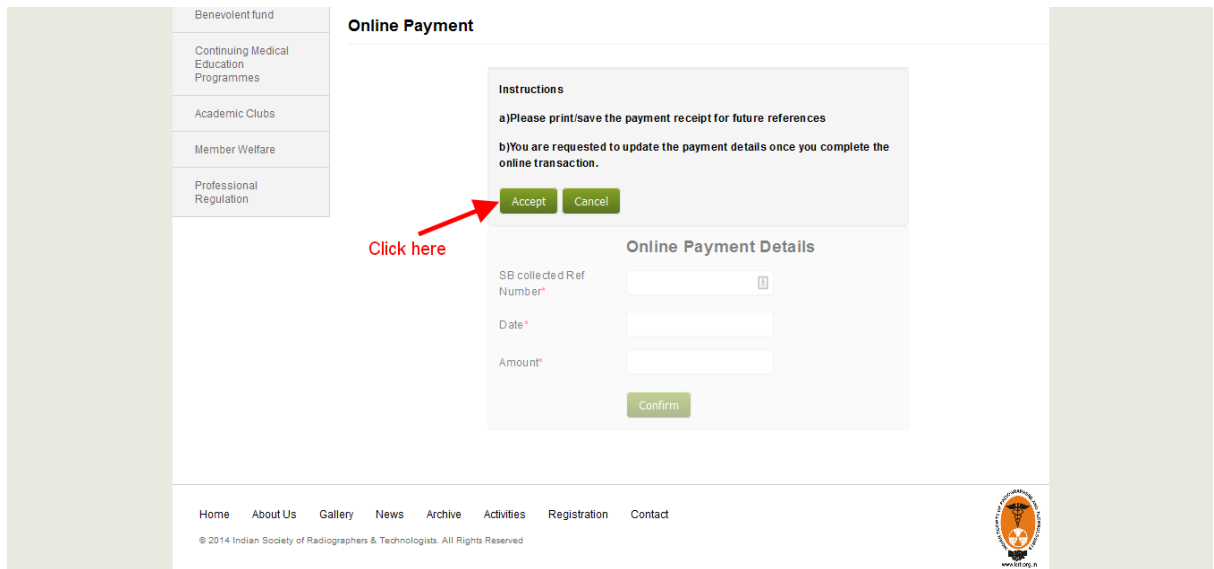
Scanned image\*  No file selected.  
Use valid jpg,png,jpeg,gif files

MEMBERSHIP FEE

- (i) Life Membership & Registration :Rs.1200/-
- (ii) Associate Membership & Registration :Rs. 1200/-
- (iii) Provisional Membership & Registration :Rs.500/- (for students only)
- (iv) Overseas Membership & Registration :150 US Dollar
- (v) Overseas Associate Membership & Registration :250 US Dollar
- (vi) Fees required for fast tack delivery is RS.500 only and time required is 10 days

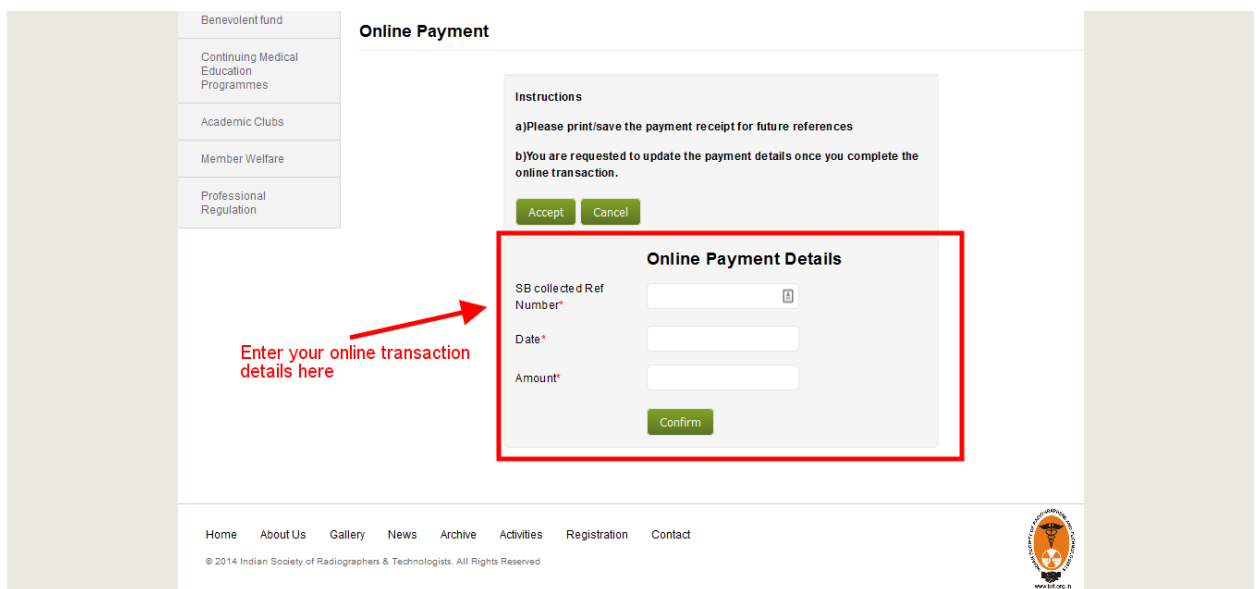


**FIG 1(h)**  
**For the Payment types *Cheque and DD*, Fill all the mandatory fields and click on the confirm button to complete the payment section. Once the payment is completed you should get a confirmation mail regarding that the process is completed**



**Fig 1 ( i )**

**For the Payment type Online, the page will redirect. Once we clicks on the Accept button, the page will again redirect to the State Bank Collect payment gateway page and you have to process the transaction. Please note, do not close the page once you complete the online transaction.**



**Fig 1 ( j )**

**After completing the online transaction you should enter the details here. Once the payment is completed you should get a confirmation mail regarding that the process is completed.**